

Dental Products.

Hygienically outstanding.
Visually world class.

I.C.LERCHER

Precision, that gets your work done right.

You are committed to the health and well-being of your patients each and every day. The only way to accomplish this is with your passionate effort, a high level of medical knowledge, and a clear view of the details.

We at I.C.LERCHER are right there by your side. For decades, we have been developing medical cameras, customized loupes, and lighting systems while always keeping a clear focus: You as our customer.

The D-CAM HD S delivers perfect images for informing your patients and makes it easy for you to document the dental images in all common software systems.

With the VISIONX series, we have created a comprehensive loupe system that is tailored to your personal and ergonomic needs to give you a clear, detailed view.

The DIA-STICK helps you to diagnose caries and provides you with helpful findings.

Whether you are doing a check-up, a preparation, or a surgical procedure, our products help you focus on what is important – the treatment of your patients.

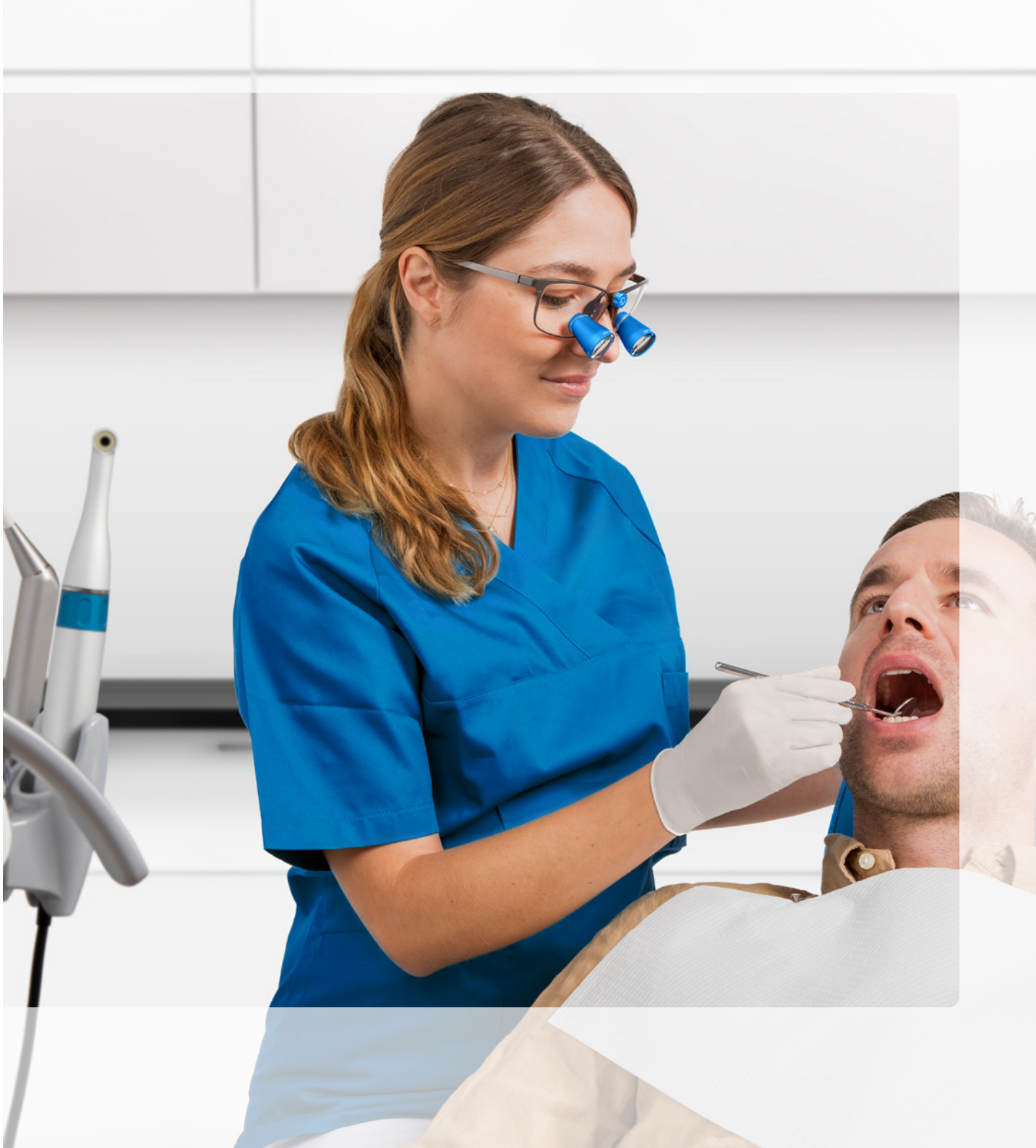

The perfect image
for a clear diagnosis.



Designed for one goal:
The perfect picture.

Perfect pictures. With no compromises.
The D-CAM HD S was completely redesigned with this goal in mind. The anti-fog HD optics are handcrafted with special glass lenses that project a distortion-free image onto the HD sensor. In combination with integrated, shadow-free lighting, this sensor captures true-color images in stunning brilliance. Use the step-less focus ring to capture every moment in crystal-clear detail at millions of pixels. The result is a detailed image of the tooth and tissue structures on any tooth, in any mouth. D-CAM HD S, made for one task: The perfect picture.

HD sensor
Imaging

Touch
Control

Vibration
Feedback



DCAMHDS

Small vibrations. A big impact.
Just show the D-CAM HD S what you want it to record and it does the rest. No matter for right- or left-handers or for the upper or lower jaw. When you touch one of the four adjustable touch segments, a short vibration indicates that the camera is ready. Lift your finger from the segment and in milliseconds the system adjusts the brightness of the LED lighting, parameterizes the high-resolution HD sensor, and captures an image of the tooth at millions of pixels. The only thing you feel is just a second vibration. Simply put: Touch. Bzzzz. Shot.

Click. And get going.
The LONG-LIFE metal coupling not only lets you attach and detach the instrument quickly – you can use it in any treatment room.



Durability. Ergonomics. Balance. Function. Design.
All these aspects are clear to see in the housing of the D-CAM HD S. Starting at the tip, the precision-machined aluminum housing hugs the glass-crafted HD optics like a skin. This long, narrow shape lets you reach even the most difficult spots with ease. The outer contour flows smoothly into the touch area featuring an integrated status display and the stepless focus ring. The handpiece with tapered sides is the finishing touch. They make positioning easy and keep the D-CAM HD S from rolling away by accident.

The balanced design and versatile controls guarantee the best ergonomics. It is therefore not only perfectly equipped for day-to-day use but it also handles longer treatments like a pro.

Unique users need customized devices.
How you take a picture is up to you – there are so many options. Simply use the menu to select your favorite functions and save them directly to the camera. The D-CAM HD S then becomes your very own D-CAM HD S. The settings stay the same, even if new functions come along. You are notified when new functions are available and can use the online update to benefit from improvements and new features – even after your purchase.

Glass
Optics

Aluminum
Housing



Aluminum and glass.
A perfect duo.



Extremely tough.
Easy to clean.

Hygiene through quality.
Thanks to the smooth housing without edges or grooves, you can disinfect the instrument simply by wiping it with commercially available disinfectants approved by the RKI. By avoiding plastic parts and using high-quality aluminum, long-term use is guaranteed even with multiple cleanings every day.

Annoying hygienic sleeves are now a thing of the past. These are not only awkward to pull on and cause additional costs and waste. They also reduce the quality of the image enormously.

A clear image – hygienic and high-quality!

Waterproof*
Body can be

disinfected**
Cleaning

* Waterproof under running water
** Disinfection by spraying and wiping

Simple. Yet versatile.
Easy operation begins with a simple set-up: Simply connect the standard USB port and, thanks to UVC technology, the auto-detection starts and installs the D-CAM HD S completely on its own.

Whether for full integration into the existing dental office software or a simple application, we have the solution. With our smart L-CAP software, you can easily capture images, discuss them with the patient, and file them as needed. Just like that.

If you need to integrate the camera directly into the office software, our TWAIN connection comes into play. You can use it to start the D-CAM HD S comfortably from your office software, capture images, discuss them, and then save them with the patient data.

Whatever you are planning to do, we'll make sure that all you get are perfect pictures. Quite simply and with no hassles.



USB
Interface

TWAIN
Integration

Integration?
No problem!



	DCAM**HD**^{S}0°	DCAM**HD**^{S}90°
Resolution, live		
HD, Format 4:3	•	•
Resolution, single image		
2560 x 1920 px	•	•
Optics		
Straight optics	•	
Angled optics (90°)		•
Control		
Adjustable touch buttons	•	•
TAP control	•	•
Feedback		
Haptic feedback	•	•
LED status display	•	•
On-screen image overlay	•	•

	DCAM**HD**^{S}0°	DCAM**HD**^{S}90°
Connection		
USB 2.0 or higher	•	•
Operating system		
Windows	•	•
macOS	•	•
UVC standard technology	•	•
Other features		
Auto standby	•	•
Online update	•	•
Housing		
Aluminum	•	•
Wipe disinfection	•	•
Length [mm]	179	182
Width [mm]	24	24
Height [mm]	25	25
Weight [g]	128	129





Diagnostics.
Proximal caries diagnostics.
Enamel crack detection.
Composite imaging.

Caries diagnostics and detecting enamel cracks.
All with a single system.

Caries diagnostics based on fluoroscopy.
Using a light probe for fiber-optic transillumination (FOTI) of the tooth enamel was introduced decades ago as a method for diagnosing caries. Since then, FOTI has continued to be a radiation-free, rapid, and cost-effective extension of clinical examinations. Pooling the information from the visual examination, FOTI, and X-ray image makes the diagnosis of proximal carious lesions more complete. In addition, the caries probe makes it easier to monitor tooth decay during check-ups.



DIASTICK



The caries probe.
The caries probe with a special bevel to help with the early detection of proximal caries. A pilot study* shows that twice as many carious defects can be detected using transillumination than with mirrors and probes. And even in comparison to X-ray examinations, fiber optics can reveal more cases of dental caries, as the pilot study by Prof. Dr. Pieper shows.

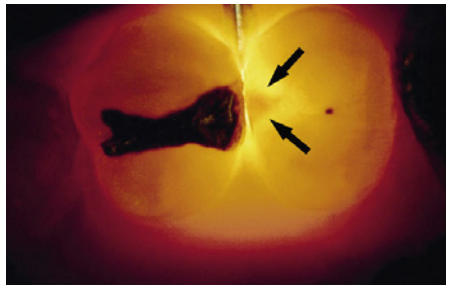

Proximal caries –
viewing with caries probe



The universal probe.
The universal probe is used for surface fluoroscopy and can help detect enamel cracks and root canals. With its large light aperture and full contact with the tooth, transillumination makes it easier to detect infractions and locate root canal orifices.



view with
operating lamp



view with
universal probe

* Prof. Dr. Pieper K.: Erste Erfahrungen mit einer neuentwickelten Kaltlicht-Diagnosesonde.
[Initial experience with a newly developed cold-light diagnostic probe.]
Zahnärztl Welt/Reform 95: 262-264 (1986)

Composite images.
With UV light.

Adjustable and versatile.
Thanks to the optimized handgrip, you can not only change probes in no time at all but also switch from white light to UV light in just seconds. Thanks to the fluorescent fillers in composite materials, the DIA-STICK with UV light and a universal probe is the perfect solution for making composite residues visible*.
This makes the DIA-STICK the ideal tool for removing residues left by orthodontic brackets or for finding and removing perfect composite restorations.

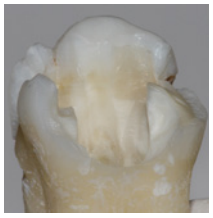
Viewing with OP lamp

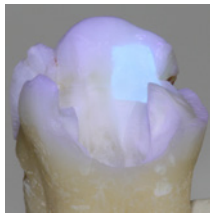
OP lamp and UV light

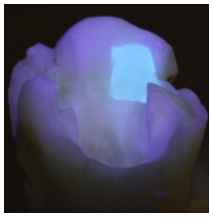
no operating lamp with UV light

* Function exclusively with fluorescent composite materials.

General

Technology	LED
Control	Pushbutton
Adapter system	Probes pluggable, Lights screwed

Battery

Technology	3x LR1, changeable
Runtime	Approx. 100 hours

Housing (handle)

Material	Stainless steel
Length [mm]	150
Diameter [mm]	14
Weight [g]	75

Housing (probe)

Material	Stainless steel
Length [mm]	86
Diameter [mm]	2,5 / 3,2
Weight [g]	8



Two designs. One goal.

The perfect image.





The jack-of-all-trades.
Universal solution for any use.

VISIONX^G

The low weight and minimalistic design make VISIONX G the ideal everyday loupe – from the first patient to the last.

The Galilei system is made of high-quality glass lenses and enclosed in a robust aluminum housing. This design not only guarantees you the best optical properties, but also makes the VISIONX G durable and long-lasting.

You get bright optics with comfortable magnification, a high depth of field, and a large field of view. The VISIONX G produces a clear, distortion-free image, allowing you to look through the optics without strain. Combined with a high degree of freedom of movement, the result is a high level of comfort – ideal for the entire day.

At the end of treatment, the VISIONX G can be cleaned under running water and then disinfected*. This makes it always hygienic and ready for use at any time.

3.0 / 3.8	Glass	Aluminum
Magnification	Optics	Housing

Housing color — **COLOR**LINE



* Disinfection by spraying and wiping

VISIONX K

Even the design of the VISIONX K shows that you are looking at an extraordinary pair of loupes. With their flat housing, which provides an excellent overview, they set new standards for high-magnification loupes.

The Kepler system is made of high-quality glass components and is optimally protected by the robust aluminum housing. Resilience and a long service life go without saying. In addition to the high levels of magnification, the VISIONX K is characterized by a large and borderless image that displays the treatment field with exceptional vividness. The details are visible in a new sharpness and clarity that will impress you.

The VISIONX K helps you provide treatments that require the highest level of precision. Its low weight, perfect overview, and large field of view make it ideal for everyday use. No matter what your day at work looks like – when the day done, you can clean the waterproof housing of the VISIONX K under running water and then disinfect it.* It's a true specialist that can handle any routine task.

4.0 / 5.0 / 6.0
Magnification

Glass
Optics

Aluminum
Housing

Housing color — ***COLOR**LINE*





The specialist.
Precision for the finest details.

* Disinfection by spraying and wiping



They're every bit as unique as you are.
Each pair of loupes is one of a kind.

Meticulous product development, first-rate components, and precision manufacturing are just half the battle in producing outstanding loupe glasses. Taking your own parameters into account is at least as important: Working distance, facial anatomy, and vision defects. Only after all these factors have been taken considered does our VISIONX become an outstanding loupe – your VISIONX – for everyday use.

For this reason, one of our optical specialists will visit you at your practice to provide personalized advice and determine your individual working position, working distance, and angle of inclination. With just one click, all relevant anatomical points are digitally recorded and evaluated. We achieve a much higher level of accuracy than with conventional analog measurement methods.

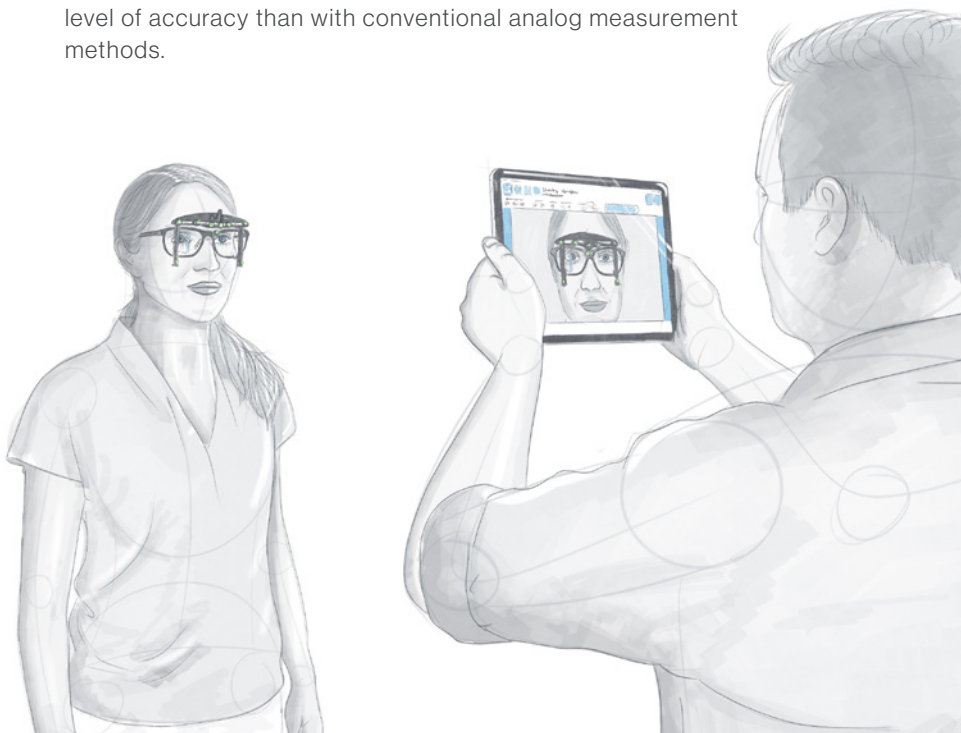

Myopia or hyperopia? Astigmatism?
No problem for VISIONX!

If the particular visual impairment is not corrected, not only will the image quality of the loupes be impaired, but unpleasant side effects such as headaches or fatigue may also occur, as the body itself constantly tries to compensate for the vision defect.

Depending on the severity of the astigmatism, the image may appear not only blurred but also distorted. As a result, objects are not recognized in their actual form during treatment.

This is why we go one step further with VISIONX. The lens and optics not only correct simple myopia and hyperopia but also astigmatism if necessary. Since the axis of the correction must exactly match the axis of the astigmatism, this type of correction requires the utmost precision in order to achieve the best possible image.

The result is a fully corrected loupe that not only gives you the highest image quality, but also balances out annoying side effects.

Full correction of your visual impairment – a unique feature of our VISIONX.



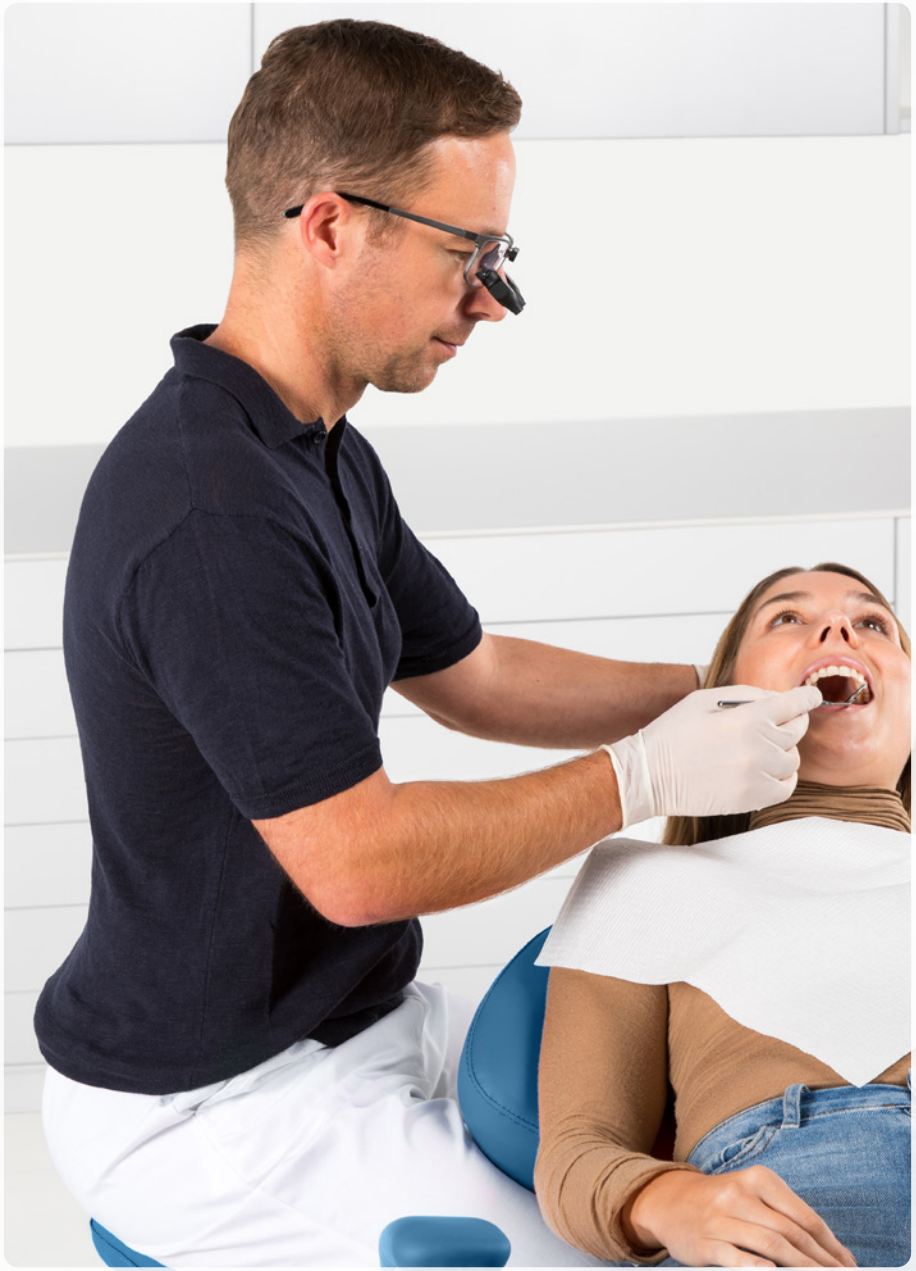

Keep your head up and your back straight.
Your health matters!

Ergonomics plays a crucial role in your health and your professional future during the daily treatment routine. Good posture and correct positioning of the patient can help to avoid poor posture and physical strain, which can prevent back, neck, and shoulder pain in the long term.

A pair of loupes can help you maintain this ergonomic posture. However, they can only do this if they are fully customized to you – in other words, if the working distance and angle of inclination are also optimally adjusted.

That is why the loupes in our VISIONX series are made precisely to your requirements. Everything from the working distance to the angle of the head and the wearer's visual defects is recorded and taken into account during production.

The result is a customized pair of loupes that allows ergonomic and relaxed treatment throughout the day – your VISIONX.



Hygienic? Absolutely!

In the medical field, hygiene is not an optional feature for loupe glasses – it is a necessity for their day-to-day use on patients. This requires the reliable removal of both visible and invisible impurities.

That is why the optics of the VISIONX series are fully waterproof and can be easily cleaned under running water. Visible contamination such as saliva, grease, or makeup can be easily washed off. This is followed by disinfection with alcohol-free, RKI-compliant disinfectants to remove even the invisible impurities.

Waterproof*

Body can be

disinfected**

Cleaning

* Waterproof under running water
** Disinfection by spraying and wiping

Optically world-class.
From the center to the edge.

When comparing loupes, the main focus is usually on magnification, although the field of view and depth of field sometimes also play a role. However, there are many other important features that have a direct influence on image quality and are therefore important for your daily work.

When developing the VISIONX series, we focused on optimizing each of these features to create the perfect image. This result is an impressive picture, no matter which variant you choose.

Chromatic aberration
There are colored fringes along the edges.

Vignetting
The edges are significantly darker than the center of the image.

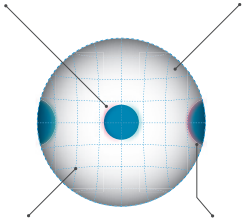

Distortion
The image is shown with distortion at the edges.

Edge blur
The sharpness decreases

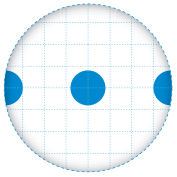

VISIONX^{G}

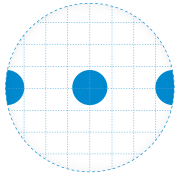

VISIONX^{K}

Thanks to the high-quality glass lens system, a brilliant image is created without any perceptible distortion or chromatic aberration, thereby providing homogeneous sharpness across the entire field of view.

The Kepler system produces a borderless image of the highest quality. Free from noticeable distortion, vignetting, or chromatic aberration, the image is extremely vivid and sharp from the center to the edge.



	VISIONX^{G}3.0	VISIONX^{G}3.8	VISIONX^{K}4.0	VISIONX^{K}5.0	VISIONX^{K}6.0
Optical parameters					
Magnification	3.0	3.8	4.0	5.0	6.0
Working distance [mm]	individually	individually	individually	individually	individually
Field of view [mm]	100	45	85	60	50
Depth of field [mm]	180	70	45	40	30
Dioptre compensation	•	•	•	•	•
Cylinder correction	•		•	•	•
Housing					
Aluminium	•	•	•	•	•
Glas lenses	•	•	•	•	•
Waterproof*	•	•	•	•	•
Weight per pair [g]	22	26	36	38	38
Housing					
COLOR-LINE	•	•	•	•	•

* Waterproof under running water



The classic.
Elegant and sturdy.

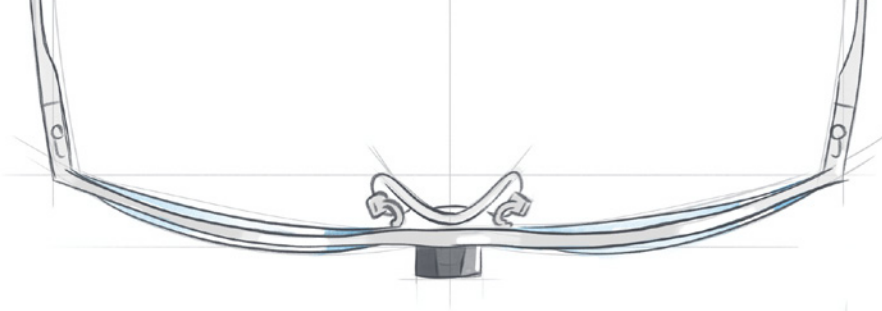

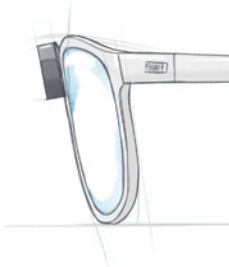

*TITAN*CLASSIC

A timeless design made out of an extremely stable material – titanium. The ultra-light yet dimensionally stable precious metal is always on trend and meets all the requirements of your everyday work. No matter how demanding, the TITAN-CLASSIC guarantees comfort, durability, and style in perfection.

25g	**Prescription in the glass**	**Titanium**
Weight	Dioptric compensation	Material

Frame color





ALUCURVED

A modern, sporty aluminum frame that not only looks good, but also offers additional eye protection thanks to its pronounced curvature. The lightweight yet durable aluminum ensures a high level of comfort and durability, ideal for your demanding day-to-day work. With six different colors, the ALU-CURVED also offers a variety of options to complement your individual style perfectly.

25g
Weight

Prescription in the glass
Dioptric compensation

Aluminum
Material

Frame color

dark blue
dark green
dark grey
dark red
light blue
light silver



The modern one.
More rounding,
more colorful.


Illuminatingly different.
Compact, light, and with enormous light intensity.

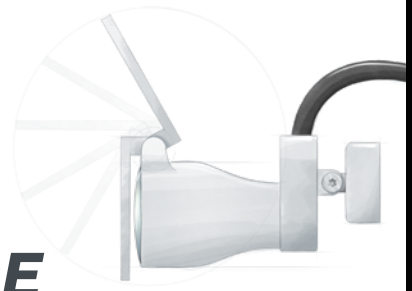

LED**LIGHT**CIRCLE



The energy requirements of modern power LED systems are enormous and demand the right balance between runtime, light intensity, and weight. The LED-LIGHT CIRCLE was deliberately designed with a cable and external battery to provide you with enough light for the entire day. With just one charge, it can operate at the highest level for the entire day and will never leave you in the dark.

The circular and sharply contoured cone of light is exactly the size needed to homogeneously illuminate your entire treatment area. It stays dark on the outside so that your patients are not blinded.

The combination of glass lenses and aluminum housing not only keeps the weight low at 12 g, but also makes it easy to disinfect* with alcohol-free, RKI-compliant disinfectants. The light can also be easily removed from the glasses using the magnetic adapter.

12g
Weight

Glass
Optics

Aluminum
Housing

Housing color — ***COLOR**LINE*



* Disinfection by spraying and wiping

The powerful one.
A small light with a huge effect.



General		Housing	
Brightness level [lx]	20.000 / 30.000 / 60.000	Material	Aluminum
Color of light [K]	5700 (daylight)	Lens system	Glass
Adapter system	Magnetic	Color	COLOR-LINE
Battery technology	Li-ion, rechargeable	Weight [g]	12
Discharge time	7h at 60,000 lux	Dimensions W x H x D [mm]	20 x 21 x 40

Long-lasting. Sustainable.

The way it was intended.

Long-lasting use of our products is a central aspect of the I.C.LERCHER company philosophy. Consistent use of high-quality materials such as glass, stainless steel, aluminum and titanium, combined with a carefully engineered design, makes this possible – sustainability through durability.



Servicing goes without saying.
Our specialized service team can disassemble each of our products into its individual components and replace any defective parts. No matter whether it is a defect in the frame, the optics, or the electronics. You can easily replace parts that are subject to wear and tear yourself, such as the nose pad or bracket of our loupes.

Service or vision correction, it affects everyone at some point.
A visit to the optician or ophthalmologist sometimes explains a lot. Your arms get longer or everything is no longer as sharp as it should be. Just one consultation with the network administrator and the consequences are already significant: new computers or a transition to new dental office software. We can't restore your vision or prevent you from needing new computers. But we can adjust VISIONX to your new visual impairment, even at a later time, and help you to switch the software.

Conversion or training if your team changes.
People come and go – never before has there been so much fluctuation in practices and clinics. At the same time, quality requirements are increasing, which is why loupes and cameras are increasingly becoming the standard. But what happens when a practitioner with a customized VISIONX leaves the team? We have a solution for that, too: Simply give VISIONX to the new team member and we will adjust all the parameters to meet their needs. And if you need any camera training, you can contact our support team at any time.



Designed & Manufactured
in Germany

Im Sägenloh 8
78333 Stockach

+49 7771 - 914 628-0

info@ic-lercher.de
www.ic-lercher.de

@iclercher

680219 -1